

12 100m Freestyle Men Final

Official

1 Final 13 years

Official

heat Started at: 05:15 PM (+ 3 min)





















Lane	Competitor	Age	Club	RT	PTS	Rank	Result
0	William Zhang	13	NORTH SHORE SWIMMING	0.57		9	1:01.15 Entry: 1:02.64
	-1.49						50m: 28.90 100m: 1:01.15 (32.25)
1	Konrad Artz	13		0.56		7	59.76 Entry: 1:00.28
	-0.52						50m: 28.66 100m: 59.76 (31.10)
2	Jimmy Ward	13	PARRELL	0.71		8	59.93 Entry: 1:00.16
	-0.23						50m: 28.67 100m: 59.93 (31.26)
3	Andrea Tesini (V)	13		0.66		5	58.70 Entry: 58.79
	-0.09						50m: 27.99 100m: 58.70 (30.71)
4	Malachy Adams	13		0.74		1	55.97 Entry: 57.34
	-1.37						50m: 27.22 100m: 55.97 (28.75)
5	Kymani Leca (V)	13		0.59		3	57.55 Entry: 58.31
	-0.76						50m: 27.51 100m: 57.55 (30.04)
6	William Sun	13		0.68		2	57.50 Entry: 59.24
	-1.74						50m: 27.85 100m: 57.50 (29.65)
7	Lucas Wang	13	PROTON AQUATICS	0.53		4	58.60 Entry: 1:00.22
	-1.62						50m: 28.04 100m: 58.60 (30.56)
8	Fletcher Cummir	13	LEVAN WILE AQUATICS	0.70		6	58.99 Entry: 1:01.25
	-2.26						50m: 28.47 100m: 58.99 (30.52)



2 Final 14 years

Official

heat Started at: 05:18 PM (+ 5 min)

Lane	Competitor	Age	Club	RT	PTS	Rank	Result
------	------------	-----	------	----	-----	------	--------

0	 Seamus Avery	14		0.76	7	58.33 Entry: 57.49
+0.84						
50m: 27.17 100m: 58.33 (31.16)						
1	 Benji McLean	14		0.74	8	58.35 Entry: 57.06
+1.29						
50m: 26.91 100m: 58.35 (31.44)						
2	 Manson Meng	14		0.63	6	57.66 Entry: 56.69
+0.97						
50m: 26.27 100m: 57.66 (31.39)						
3	 Noah Lomas	14		0.68	2	55.23 Entry: 56.32
-1.09						
50m: 26.41 100m: 55.23 (28.82)						
4	 Grayson Coulter	14		0.63	1	51.61 Entry: 53.00
14yrs ... -1.39						
50m: 24.89 100m: 51.61 (26.72)						
5	 Dominic Barton	14		0.67	3	55.46 Entry: 55.33
+0.13						
50m: 25.79 100m: 55.46 (29.67)						
6	 Zachary Horton	14		0.70	4	56.58 Entry: 56.62
-0.04						
50m: 26.98 100m: 56.58 (29.60)						
7	 Charles Hames	14		0.64	5	56.93 Entry: 57.03
-0.10						
50m: 26.85 100m: 56.93 (30.08)						
8	 Cooper Ketchen	14		0.69	9	1:00.59 Entry: 57.13
+3.46						
50m: 27.65 100m: 1:00.59 (32.94)						
9	 James Zhang	14		0.72	10	1:01.02 Entry: 57.50
+3.52						
50m: 27.39 100m: 1:01.02 (33.63)						

3	Final 15 years					Official	
heat	Started at: 05:21 PM (+ 7 min)						
Lane	Competitor	Age	Club	RT	PTS	Rank	Result
0	 Simiosi Tukia	15		0.75		10	56.92 Entry: 56.02
+0.90							

50m: 26.62 100m: 56.92 (30.30)

1  Luke Thompson 15  0.58 6 **54.84**
Entry: 55.80

-0.96

50m: 26.29 100m: 54.84 (28.55)

2  Tyler Lushkott 15  0.65 5 **54.76**
Entry: 55.00

-0.24

50m: 26.46 100m: 54.76 (28.30)

3  Charlie Dickison 15  0.65 2 **52.41**
Entry: 54.90

-2.49

50m: 25.63 100m: 52.41 (26.78)

4  Donald Tian 15  0.62 1 **52.38**
Entry: 54.05

-1.67

50m: 24.83 100m: 52.38 (27.55)

5  William Tye 15  0.66 3 **53.78**
Entry: 54.85

-1.07

50m: 25.64 100m: 53.78 (28.14)

6  YiFan Zhang 15  0.67 7 **54.91**
Entry: 54.98

-0.07

50m: 26.18 100m: 54.91 (28.73)

7  Kase Glintmeyer 15  0.64 4 **54.22**
Entry: 55.27

-1.05

50m: 25.95 100m: 54.22 (28.27)

8  Zandre Herbst 15 0.70 8 **55.03**
Entry: 56.00

-0.97

50m: 25.95 100m: 55.03 (29.08)

9  Everett Williams 15  0.69 9 **56.19**
Entry: 56.09

+0.10

50m: 26.30 100m: 56.19 (29.89)

4 Final 16 years

Official
















heat Started at: 05:24 PM (+ 9 min)

Lane	Competitor	Age	Club	RT	PTS	Rank	Result
0	 Connor Webby	16		0.67		8	55.01 Entry: 55.22

-0.21

50m: 26.67 100m: 55.01 (28.34)

1  Oscar Pedersen 16  0.70 7 **54.65**
Entry: 55.03

-0.38	50m: 26.06 100m: 54.65 (28.59)					
2	 Leo English	16		0.67	3	53.15 Entry: 54.67
-1.52	50m: 25.87 100m: 53.15 (27.28)					
3	 Samuel Lang (V)	16		0.67	4	53.33 Entry: 53.49
-0.16	50m: 25.64 100m: 53.33 (27.69)					
4	 Liam Curling	16		0.62	1	50.76 Entry: 50.82
-0.06	50m: 24.25 100m: 50.76 (26.51)					
5	 Sam Skidmore	16		0.63	2	52.23 Entry: 52.58
-0.35	50m: 24.72 100m: 52.23 (27.51)					
6	 Sean Burke	16		0.71	5	53.35 Entry: 54.45
-1.10	50m: 25.33 100m: 53.35 (28.02)					
7	 Thaddeus (V) Kv	16		0.59	9	55.22 Entry: 54.76
+0.46	50m: 26.73 100m: 55.22 (28.49)					
8	 Daniel Eccleston	16		0.65	6	54.44 Entry: 55.03
-0.59	50m: 26.19 100m: 54.44 (28.25)					
9	 James Willson	16		0.66	10	55.37 Entry: 55.46
-0.09	50m: 26.52 100m: 55.37 (28.85)					